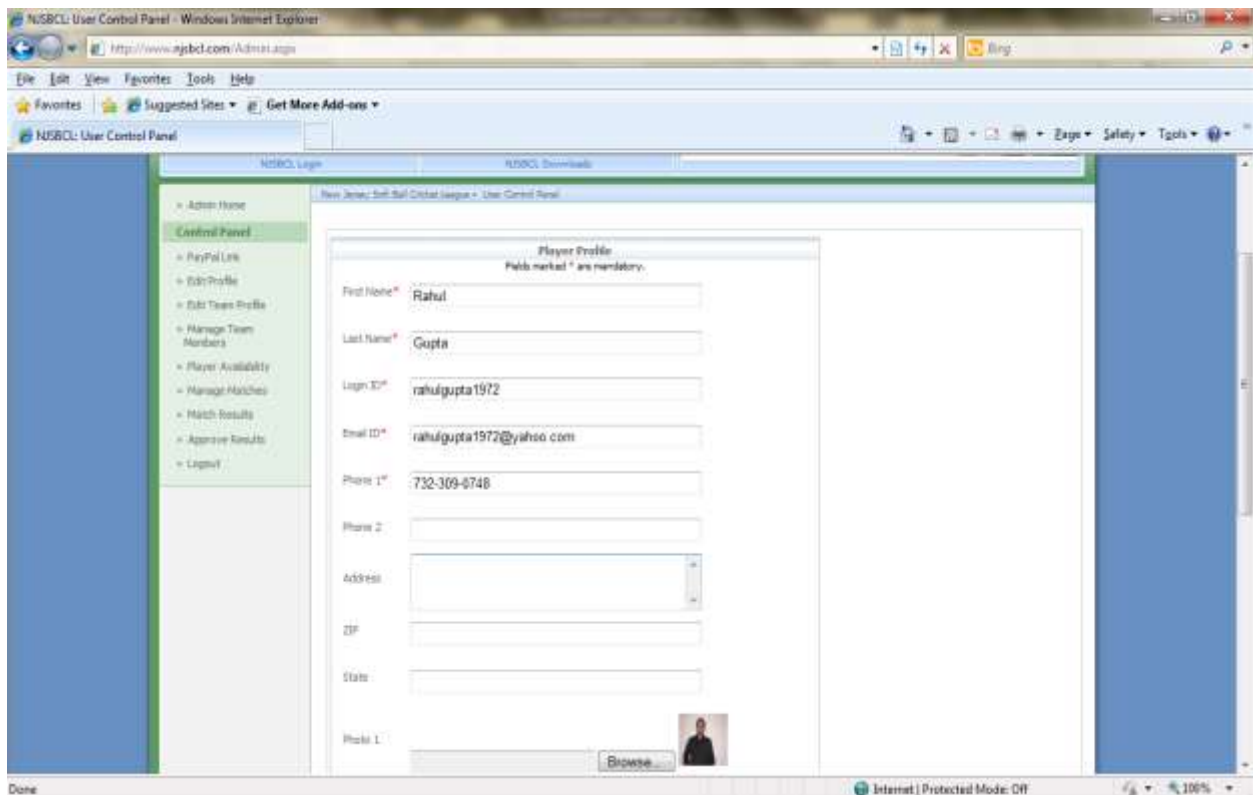


### Edit Member Details



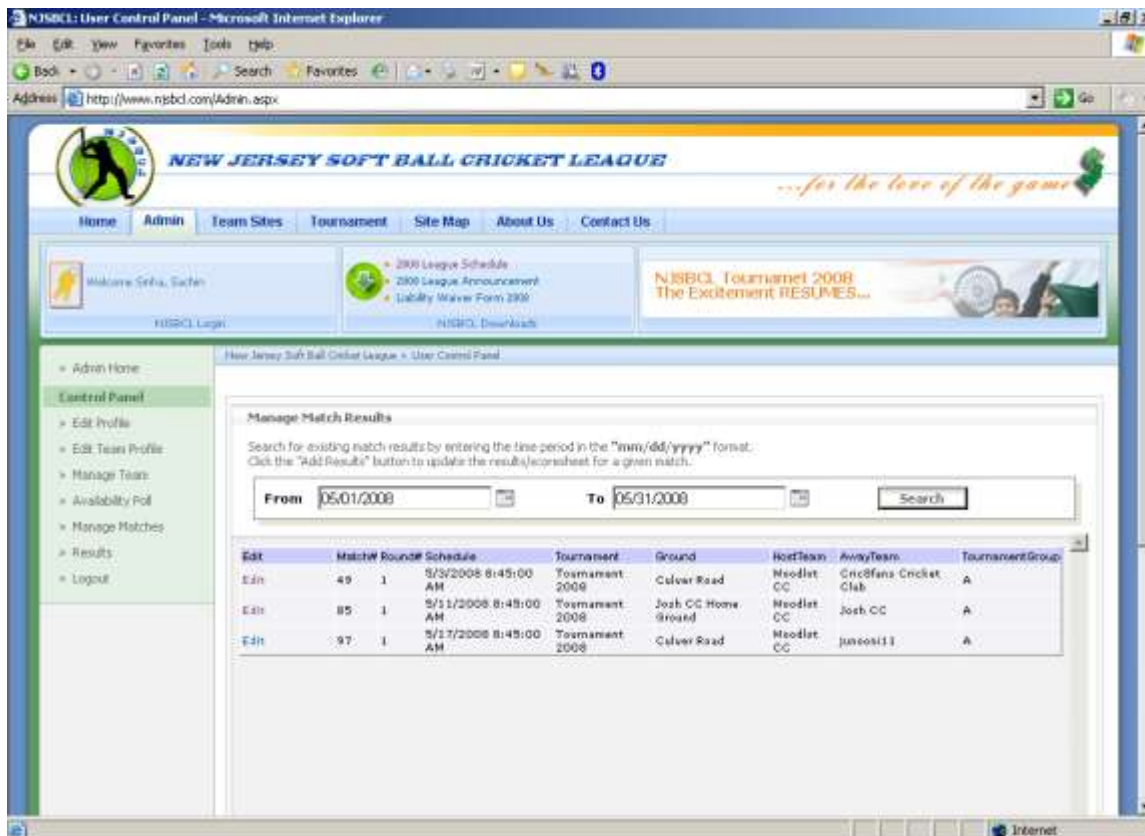
### Manage Matches:

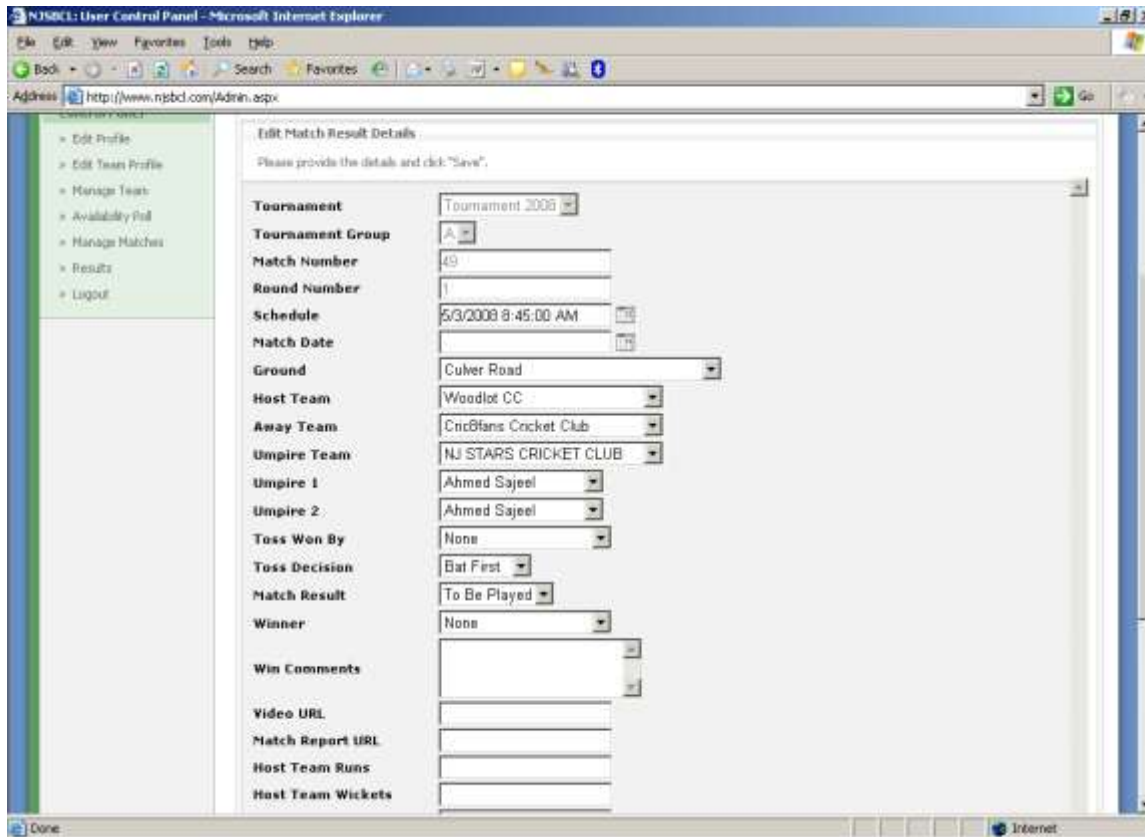
1. Make sure all the required fields are populated(Toss Won By, Umpiring team details, Result of the match, short desc, etc are required in the screen)
  - i. Match Date
  - ii. Ground
  - iii. Umpiring Team
  - iv. Umpire 1
  - v. Umpire 2 (if the umpiring team sent only one umpire, please select "Batting Team Umpire" from the drop down)

- vi. Toss won by
- vii. Toss Decision
- viii. Match Result. If the match was completed without any issues, please select "Complete". Else select the appropriate value from the drop down.
- ix. Winner
- x. Win Comments. **Please provide a 2 line comment with regards to the Result of the Match. This will be displayed on the "Match Results" page from the Home page and can be similar to the emails that are sent out to the NJ League after a match is completed. For e.g.: Team A won by X runs or Y wickets.**
- xi. Host Team Runs. **Host Team is the Team which had the preference to select the home ground as per the schedule. In cases where no team was the host, the team batting first will be considered as host team for purposes of the match result.**
- xii. Host Team Wickets
- xiii. Host Team Overs
- xiv. Away Team Runs
- xv. Away Team Wickets
- xvi. Away Team Overs

2. Click "Save" to save the details.

3. Unless all the required fields are populated, the scorecard would not show up for editing in the Match Results section.





## Match Results

1. Make sure the winning team has the scorecards from both the teams
2. Enter the correct details (balls faced, # of 4's, 6's, # of overs bowled, wickets taken, etc.). Ensure the statistics are being captured during the game for the bowler, batsman, fielder, etc.
3. Once the details have been saved and verified by the team captains(it's always a good practice to let the opposing team captain review details once the data has been entered), click on the approve button and the match results would be approved.
4. Once the match result has been approved, the statistics would show up in the Points Table Grid.
5. This would help selecting players for the various award categories(to be decided)
6. If there's any issue while uploading, and the scorecard gets locked, please send an email to [admin@njsbcl.com](mailto:admin@njsbcl.com) . The scorecard would be unlocked by the admin.
7. Once it has been unlocked, please follow steps 2-3.